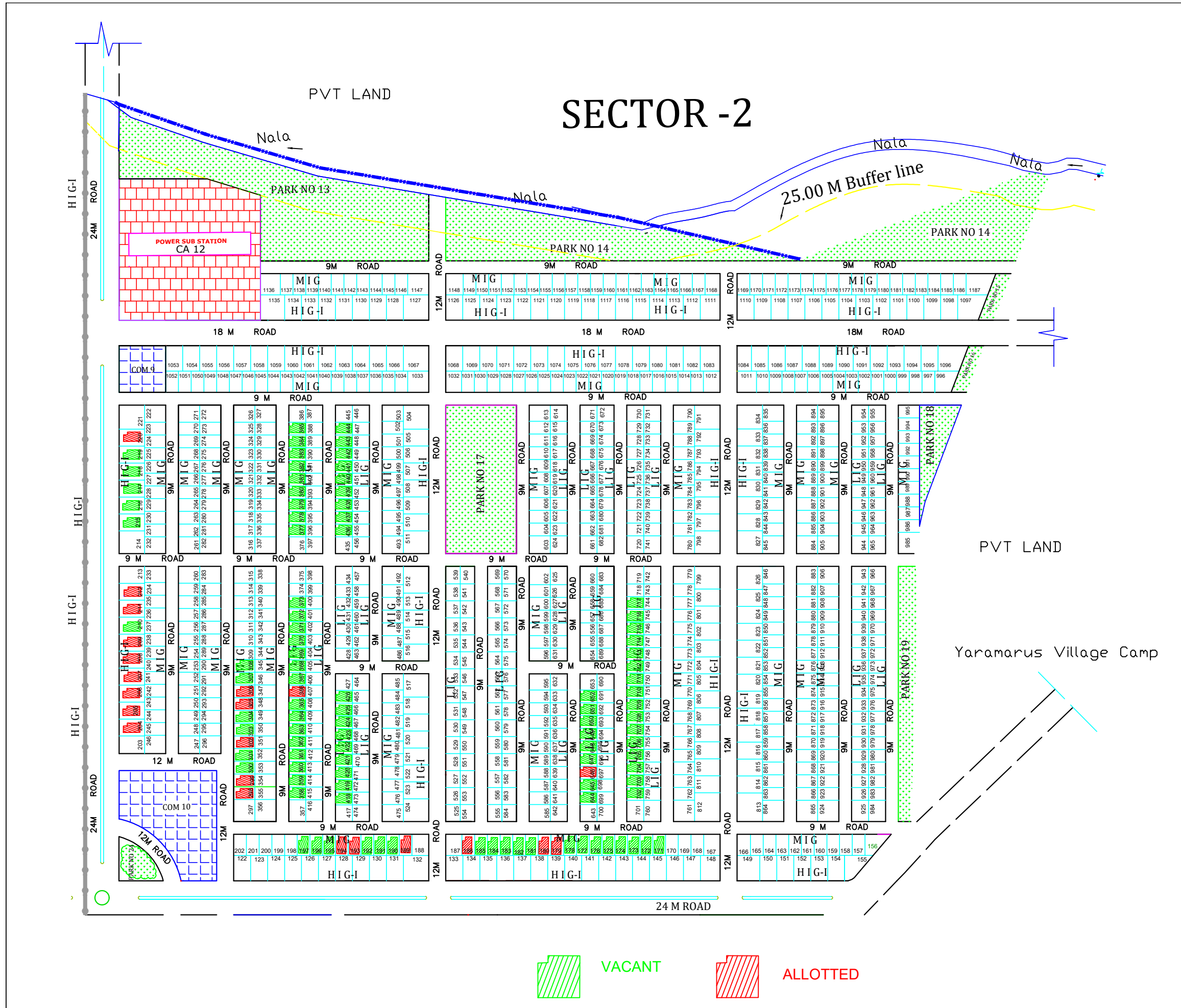


SECTOR -2



-  VACANT
-  ALLOTTED

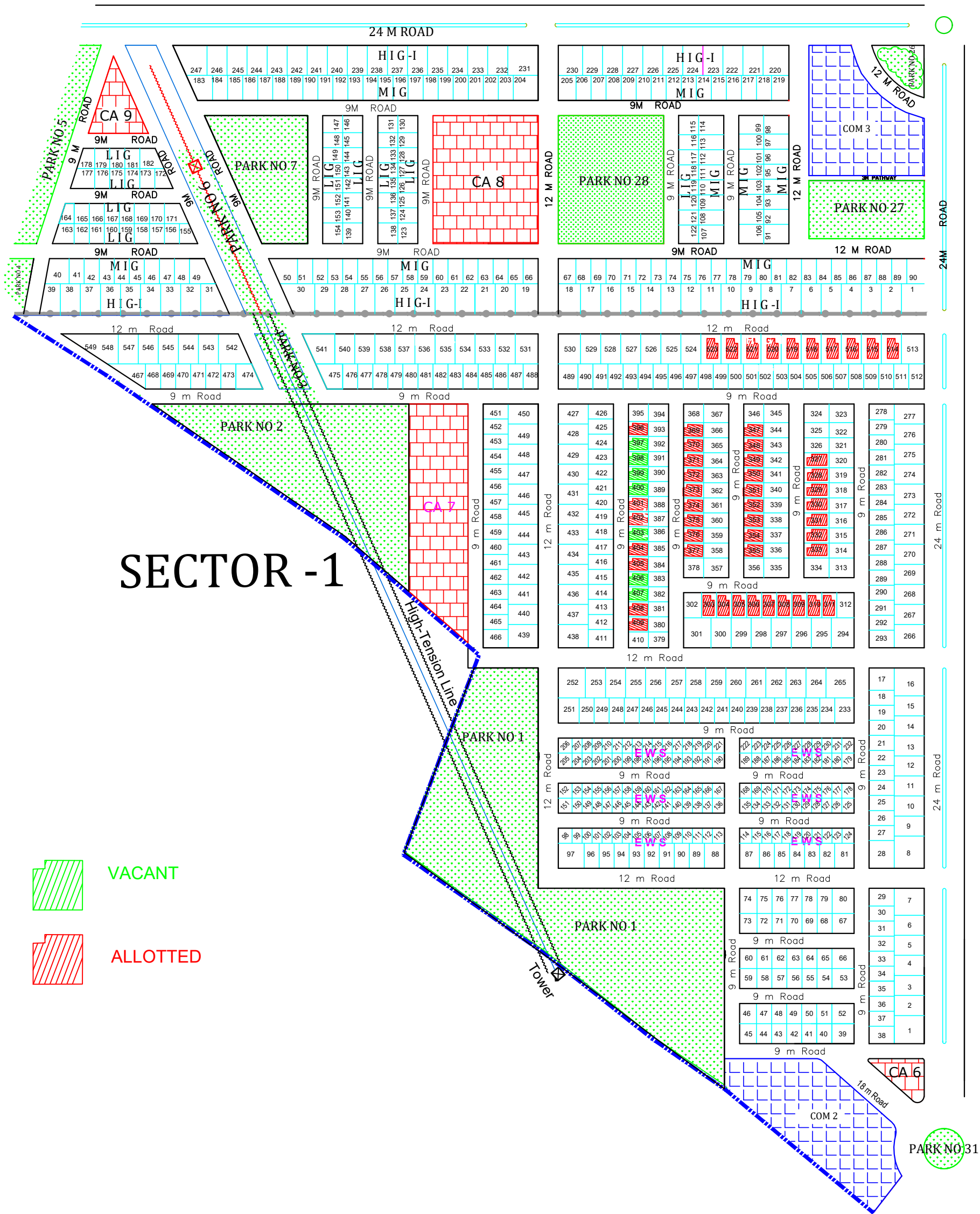
SECTOR -1



VACANT

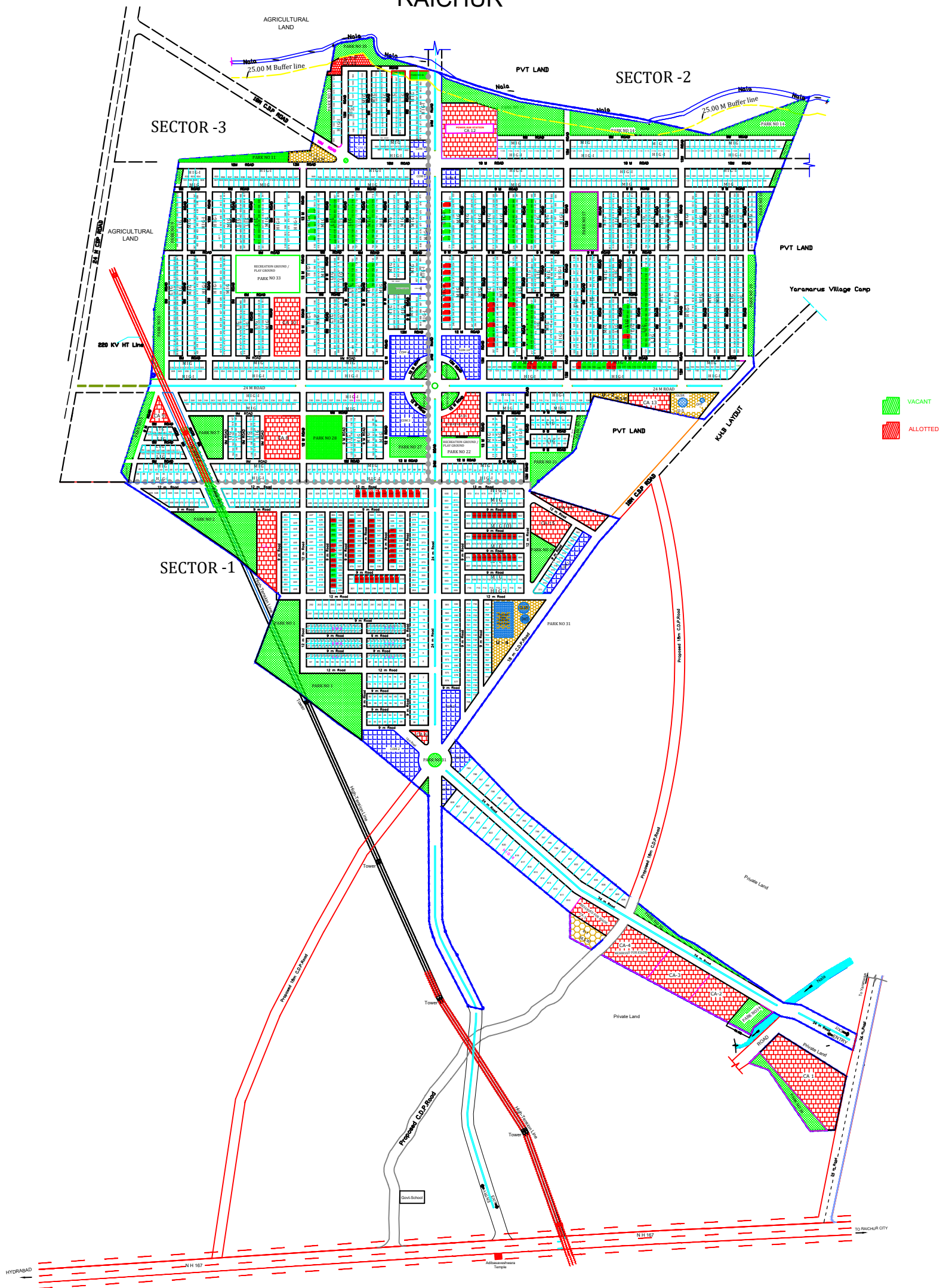


ALLOTTED



PARK NO 31

AS BUILT K.I.A.D.B. HOUSING LAYOUT PLAN OF RAICHUR GROWTH CENTER, RAICHUR



KARNATAKA INDUSTRIAL AREAS DEVELOPMENT BOARD

**RESIDENTIAL LAYOUT AREA OF KIADB,
RAICHUR CITY**

INDIVIDUAL HOUSES BUILT ON INDIVIDUAL SITES

H I G HOUSES

DETAILS OF H I G RESIDENTIAL HOUSES AVAILABLE FOR ALLOTMENT THROUGH E-Auction.

SI No	Plot No./Site No,	Plot /Site Size (in m)		Plot /Site Size (in Sqmt)	Built Up area (in Sqmt)	Facing of the house	Schedule Boundary			
		East-west	North-south				East	west	North	south
1	2	3	4	5	6	7	8	9	10	11
1	210	12.00	18.00	216.00	105.92	North	Houser No:211	Houser No:209	24.00 M Road	Plot No:236 & 237
2	215	12.00	18.00	216.00	105.92	North	Houser No:216	Houser No:214	24.00 M Road	Plot No:230 & 231
3	216	12.00	18.00	216.00	105.92	North	Houser No:217	Houser No:215	24.00 M Road	Plot No:228, 229 &230
4	217	12.00	18.00	216.00	105.92	North	Houser No:218	Houser No:216	24.00 M Road	Plot No:227 & 228
5	218	12.00	18.00	216.00	105.92	North	Plot No:219	Plot no:217	24.00 M Road	Plot No:226 & 227
6	219	12.00	18.00	216.00	105.92	North	Plot No:220	Plot no:218	24.00 M Road	Plot No:225 & 226
7	593	12.00	18.00	216.00	105.92	North	Houser No:594	Houser No:592	Road No:09 12.00m	Plot No:608 & 609
8	594	12.00	18.00	216.00	105.92	North	Houser No:595	Houser No:593	Road No:09 12.00m	Plot No:606 & 607
9	595	12.00	18.00	216.00	105.92	North	Houser No:596	Houser No:594	Road No:09 12.00m	Plot No:605 & 606
10	596	12.00	18.00	216.00	105.92	North	Houser No:597	Houser No:595	Road No:09 12.00m	Plot No:604 & 605
11	597	12.00	18.00	216.00	105.92	North	Houser No:598	Houser No:596	Road No:09 12.00m	Plot No:602 & 603

KARNATAKA INDUSTRIAL AREAS DEVELOPMENT BOARD
RESIDENTIAL LAYOUT AREA OF KIADEB,
RAICHUR CITY
INDIVIDUAL HOUSES BUILT ON INDIVIDUAL SITES
M I G HOUSES

DETAILS OF M I G RESIDENTIAL HOUSES AVAILABLE FOR ALLOTMENT THROUGH E-Auction.

Sl No	Plot No./Site No,	Plot /Site Size (in m)		Plot /Site Size (in Sqmt)	Built Up area (in Sqmt)	Facing of the house	Schedule Boundary			
		East-west	North-south				East	west	North	south
1	2	3	4	5	6	7	8	9	10	11
1	171	15.00	9.00	135.00	66.89	East	Road no:36 9.00 M	Plot No:145	House No:172	Plot No:170
2	172	15.00	9.00	135.00	66.89	East	Road no:36 9.00 M	Plot No:145 & 144	House No:173	House No:171
3	173	15.00	9.00	135.00	66.89	East	Road no:36 9.00 M	Plot No:143 & 144	House No:174	House No:172
4	174	15.00	9.00	135.00	66.89	East	Road no:36 9.00 M	Plot No:142 & 143	House No:175	House No:173
5	175	15.00	9.00	135.00	66.89	East	Road no:36 9.00 M	Plot No:142	House No:176	House No:174
6	176	15.00	9.00	135.00	66.89	East	Road no:36 9.00 M	Plot No:141 & 142	House No:177	House No:175
7	177	15.00	9.00	135.00	66.89	East	Road no:36 9.00 M	Plot No:140& 141	House No:178	House No:176
8	178	15.00	9.00	135.00	66.89	East	Road no:36 9.00 M	Plot No:139 & 140	House No:179	House No:177
9	181	15.00	9.00	135.00	66.89	East	Road no:36 9.00 M	Plot No:137& 138	House No:182	House No:180
10	182	15.00	9.00	135.00	66.89	East	Road no:36 9.00 M	Plot No:136 & 137	House No:183	House No:181
11	183	15.00	9.00	135.00	66.89	East	Road no:36 9.00 M	Plot No:136	House No:184	House No:182
12	184	15.00	9.00	135.00	66.89	East	Road no:36 9.00 M	Plot No:135 & 136	House No:185	House No:183

Sl No	Plot No./Site No,	Plot /Site Size (in m)		Plot /Site Size (in Sqmt)	Built Up area (in Sqmt)	Facing of the house	Schedule Boundary			
13	185	15.00	9.00	135.00	66.89	East	Road no:36 9.00 M	Plot No:134 & 135	House No:186	House No:184
14	190	15.00	9.00	135.00	66.89	East	Road no:10 9.00 M	Plot No:131	House No:191	House No:189
15	191	15.00	9.00	135.00	66.89	East	Road no:10 9.00 M	Plot No:130	House No:192	House No:190
16	192	15.00	9.00	135.00	66.89	East	Road no:10 9.00 M	Plot No:129 & 130	House No:193	House No:191
17	195	15.00	9.00	135.00	66.89	East	Road no:10 9.00 M	Plot No:127	House No:196	House No:194
18	196	15.00	9.00	135.00	66.89	East	Road no:10 9.00 M	Plot No:126 & 127	House No:197	House No:195
19	197	15.00	9.00	135.00	66.89	East	Road no:10 9.00 M	Plot No:125 & 126	Plot No:198	House No:196
20	300	9.00	15.00	135.00	66.89	North	House No:301	House No:299	Road No:50 12.00 M	Plot No:353
21	301	9.00	15.00	135.00	66.89	North	House No:302	House No:300	Road No:50 12.00 M	Plot No:352
22	303	9.00	15.00	135.00	66.89	North	House No:304	House No:302	Road No:55 9.00 M	Plot No:350
23	304	9.00	15.00	135.00	66.89	North	House No:305	House No:303	Road No:55 9.00 M	Plot No:349
24	307	9.00	15.00	135.00	66.89	North	House No:308	House No:306	Road No:55 9.00 M	Plot No:346
25	308	9.00	15.00	135.00	66.89	North	Plot No:309	House No:307	Road No:55 9.00 M	Plot No:345
26	760	9.00	15.00	135.00	66.89	North	House No:761	plot no:759	Road No:57 9.00 M	Plot No:793
27	761	9.00	15.00	135.00	66.89	North	House No:762	House No:760	Road No:57 9.00 M	Plot No:792
28	762	9.00	15.00	135.00	66.89	North	House No:763	House No:761	Road No:57 9.00 M	Plot No:791

Sl No	Plot No./Site No,	Plot /Site Size (in m)		Plot /Site Size (in Sqmt)	Built Up area (in Sqmt)	Facing of the house	Schedule Boundary			
29	763	9.00	15.00	135.00	66.89	North	House No:764	House No:762	Road No:57 9.00 M	Plot No:790
30	764	9.00	15.00	135.00	66.89	North	Plot No:765	House No:763	Road No:57 9.00 M	Plot No:789
31	767	9.00	15.00	135.00	66.89	North	House No:768	Plot No:766	Road No:61 9.00 M	Plot No:786
32	768	9.00	15.00	135.00	66.89	North	House No:769	House No:767	Road No:61 9.00 M	Plot No:785
33	769	9.00	15.00	135.00	66.89	North	House No:770	House No:768	Road No:61 9.00 M	Plot No:784
34	770	9.00	15.00	135.00	66.89	North	House No:771	House No:769	Road No:61 9.00 M	Plot No:783
35	771	9.00	15.00	135.00	66.89	North	House No:772	House No:770	Road No:61 9.00 M	Plot No:782
36	772	9	15	135	66.89	North	House No:773	House No:771	Road No:61 9.00 M	Plot No:781
37	773	9	15	135	66.89	North	House No:774	House No:772	Road No:61 9.00 M	Plot No:780
38	774	9	15	135	66.89	North	House No:775	House No:773	Road No:61 9.00 M	Plot No:779
39	775	9	15	135	66.89	North	House No:776	House No:774	Road No:61 9.00 M	Plot No:778

KARNATAKA INDUSTRIAL AREAS DEVELOPMENT BOARD

**RESIDENTIAL LAYOUT AREA OF KIADB,
RAICHUR CITY**

INDIVIDUAL HOUSES BUILT ON INDIVIDUAL SITES

L I G HOUSES

DETAILS OF L I G RESIDENTIAL HOUSES AVAILABLE FOR ALLOTMENT THROUGH E-Auction.

SI No	Plot No./Site No,	Plot /Site Size (in m)		Plot /Site Size (in Sqmt)	Built Up area (in Sqmt)	Facing of the house	Schedule Boundary			
		East-west	North-south				East	west	North	south
1	2	3	4	5	6	7	8	9	10	11
1	397	9.00	12.00	108.00	56.54	North	House No: 396	House No: 398	9.00 M KIADB Road	Plot No: 392
2	398	9.00	12.00	108.00	56.54	North	House No: 397	House No: 399	9.00 M KIADB Road	Plot No: 391
3	399	9.00	12.00	108.00	56.54	North	House No: 398	House No:400	9.00 M KIADB Road	Plot No: 390
4	400	9.00	12.00	108.00	56.54	North	House No: 399	House No: 401	9.00 M KIADB Road	Plot No: 389
5	403	9.00	12.00	108.00	56.54	North	House No: 402	House No: 404	9.00 M KIADB Road	Plot No: 386
6	406	9.00	12.00	108.00	56.54	North	House No: 405	House No: 407	9.00 M KIADB Road	Plot No: 383
7	407	9.00	12.00	108.00	56.54	North	House No: 406	House No: 408	9.00 M KIADB Road	Plot No: 382
8	702	9.00	12.00	108.00	56.54	North	House No: 703	Plot No: 701	9.00 M KIADB Road	Plot No: 759
9	703	9.00	12.00	108.00	56.54	North	House No: 704	House No: 702	9.00 M KIADB Road	Plot No: 758
10	704	9.00	12.00	108.00	56.54	North	House No: 705	House No: 703	9.00 M KIADB Road	Plot No: 757
11	705	9.00	12.00	108.00	56.54	North	House No: 706	House No: 704	9.00 M KIADB Road	Plot No: 756
12	706	9.00	12.00	108.00	56.54	North	House No: 707	House No: 705	9.00 M KIADB Road	Plot No: 755
13	707	9.00	12.00	108.00	56.54	North	House No: 708	House No: 706	9.00 M KIADB Road	Plot No: 754

Sl No	Plot No./Site No.	Plot /Site Size (in m)		Plot /Site Size (in Sqm)	Built Up area (in Sqm)	Facing of Plot	Schedule Boundary			
14	708	9.00	12.00	108.00	56.54	North	House No: 709	House No: 707	9.00 M KIADB Road	Plot No: 753
15	709	9.00	12.00	108.00	56.54	North	House No: 710	House No: 708	9.00 M KIADB Road	Plot No: 752
16	710	9.00	12.00	108.00	56.54	North	House No: 711	House No: 709	9.00 M KIADB Road	Plot No: 751
17	711	9.00	12.00	108.00	56.54	North	House No: 712	House No: 710	9.00 M KIADB Road	Plot No: 750
18	712	9.00	12.00	108.00	56.54	North	House No: 713	House No: 711	9.00 M KIADB Road	Plot No: 749
19	713	9.00	12.00	108.00	56.54	North	House No: 714	House No: 712	9.00 M KIADB Road	Plot No: 748
20	714	9.00	12.00	108.00	56.54	North	House No: 715	House No: 713	9.00 M KIADB Road	Plot No: 747
21	715	9.00	12.00	108.00	56.54	North	House No: 716	House No: 714	9.00 M KIADB Road	Plot No: 746
22	716	9.00	12.00	108.00	56.54	North	House No: 717	House No: 715	9.00 M KIADB Road	Plot No: 745
23	717	9.00	12.00	108.00	56.54	North	Plot No: 718	House No: 716	9.00 M KIADB Road	Plot No: 744
24	644	9.00	12.00	108.00	56.54	North	House No: 645	Plot No: 643	9.00 M KIADB Road	Plot No: 699
25	645	9.00	12.00	108.00	56.54	North	House No: 646	House No: 644	9.00 M KIADB Road	Plot No: 698
26	647	9.00	12.00	108.00	56.54	North	House No: 648	House No: 646	9.00 M KIADB Road	Plot No: 696
27	648	9.00	12.00	108.00	56.54	North	House No: 649	House No: 647	9.00 M KIADB Road	Plot No: 695
28	649	9.00	12.00	108.00	56.54	North	House No: 650	House No: 648	9.00 M KIADB Road	Plot No: 694
29	650	9.00	12.00	108.00	56.54	North	House No: 651	House No: 649	9.00 M KIADB Road	Plot No: 693
30	651	9.00	12.00	108.00	56.54	North	House No: 652	House No: 650	9.00 M KIADB Road	Plot No: 692

Sl No	Plot No./Site No.	Plot /Site Size (in m)		Plot /Site Size (in Sqm)	Built Up area (in Sqm)	Facing of Plot	Schedule Boundary			
31	652	9.00	12.00	108.00	56.54	North	Plot No: 653	House No: 651	9.00 M KIADB Road	Plot No: 691
32	418	9.00	12.00	108.00	56.54	North	House No: 419	Plot No: 417	9.00 M KIADB Road	Plot No: 473
33	419	9.00	12.00	108.00	56.54	North	House No: 420	House No: 418	9.00 M KIADB Road	Plot No: 472
34	420	9.00	12.00	108.00	56.54	North	House No: 421	House No: 419	9.00 M KIADB Road	Plot No: 471
35	421	9.00	12.00	108.00	56.54	North	House No: 422	House No: 420	9.00 M KIADB Road	Plot No: 470
36	422	9.00	12.00	108.00	56.54	North	House No: 423	House No: 421	9.00 M KIADB Road	Plot No: 469
37	423	9.00	12.00	108.00	56.54	North	House No: 424	House No: 422	9.00 M KIADB Road	Plot No: 468
38	424	9.00	12.00	108.00	56.54	North	House No: 425	House No: 423	9.00 M KIADB Road	Plot No: 467
39	425	9.00	12.00	108.00	56.54	North	House No: 426	House No: 424	9.00 M KIADB Road	Plot No: 466
40	426	9.00	12.00	108.00	56.54	North	Plot No: 427	House No: 425	9.00 M KIADB Road	Plot No: 465
41	436	9.00	12.00	108.00	56.54	North	House No: 437	Plot No: 435	9.00 M KIADB Road	Plot No: 455
42	437	9.00	12.00	108.00	56.54	North	House No: 438	House No: 436	9.00 M KIADB Road	Plot No: 454
43	438	9.00	12.00	108.00	56.54	North	House No: 439	House No: 437	9.00 M KIADB Road	Plot No: 453
44	439	9.00	12.00	108.00	56.54	North	House No: 440	House No: 438	9.00 M KIADB Road	Plot No: 452
45	440	9.00	12.00	108.00	56.54	North	House No: 441	House No: 439	9.00 M KIADB Road	Plot No: 451
46	441	9.00	12.00	108.00	56.54	North	House No: 442	House No: 440	9.00 M KIADB Road	Plot No: 450
47	442	9.00	12.00	108.00	56.54	North	House No: 443	House No: 441	9.00 M KIADB Road	Plot No: 449

Sl No	Plot No./Site No.	Plot /Site Size (in m)		Plot /Site Size (in Sqm)	Built Up area (in Sqm)	Facing of Plot	Schedule Boundary			
48	443	9.00	12.00	108.00	56.54	North	House No: 444	House No: 442	9.00 M KIADB Road	Plot No: 448
49	444	9.00	12.00	108.00	56.54	North	Plot No: 445	House No: 443	9.00 M KIADB Road	Plot No: 447
50	358	9.00	12.00	108.00	56.54	North	House No: 359	Plot No: 357	9.00 M KIADB Road	Plot No: 415
51	359	9.00	12.00	108.00	56.54	North	House No: 360	House No: 358	9.00 M KIADB Road	Plot No: 414
52	360	9.00	12.00	108.00	56.54	North	House No: 361	House No: 359	9.00 M KIADB Road	Plot No: 413
53	361	9.00	12.00	108.00	56.54	North	House No: 362	House No: 360	9.00 M KIADB Road	Plot No: 412
54	362	9.00	12.00	108.00	56.54	North	House No: 363	House No: 361	9.00 M KIADB Road	Plot No: 411
55	363	9.00	12.00	108.00	56.54	North	House No: 364	House No: 362	9.00 M KIADB Road	Plot No: 410
56	364	9.00	12.00	108.00	56.54	North	House No: 365	House No: 363	9.00 M KIADB Road	Plot No: 409
57	365	9.00	12.00	108.00	56.54	North	House No: 366	House No: 364	9.00 M KIADB Road	Plot No: 408
58	367	9.00	12.00	108.00	56.54	North	House No: 368	House No: 366	9.00 M KIADB Road	Plot No: 406
59	368	9.00	12.00	108.00	56.54	North	House No: 369	House No: 367	9.00 M KIADB Road	Plot No: 405
60	369	9.00	12.00	108.00	56.54	North	House No: 370	House No: 368	9.00 M KIADB Road	Plot No: 404
61	370	9.00	12.00	108.00	56.54	North	House No: 371	House No: 369	9.00 M KIADB Road	Plot No: 403
62	371	9.00	12.00	108.00	56.54	North	House No: 372	House No: 370	9.00 M KIADB Road	Plot No: 402
63	372	9.00	12.00	108.00	56.54	North	House No: 373	House No: 371	9.00 M KIADB Road	Plot No: 401
64	373	9.00	12.00	108.00	56.54	North	Plot No: 374	House No: 372	9.00 M KIADB Road	Plot No: 400

Sl No	Plot No./Site No.	Plot /Site Size (in m)		Plot /Site Size (in Sqm)	Built Up area (in Sqm)	Facing of Plot	Schedule Boundary			
65	377	9.00	12.00	108.00	56.54	North	House No: 378	Plot No: 376	9.00 M KIADB Road	Plot No: 396
66	378	9.00	12.00	108.00	56.54	North	House No: 379	House No: 377	9.00 M KIADB Road	Plot No: 395
67	379	9.00	12.00	108.00	56.54	North	House No: 380	House No: 378	9.00 M KIADB Road	Plot No: 394
68	380	9.00	12.00	108.00	56.54	North	House No: 381	House No: 379	9.00 M KIADB Road	Plot No: 393
69	381	9.00	12.00	108.00	56.54	North	House No: 382	House No: 380	9.00 M KIADB Road	Plot No: 392
70	382	9.00	12.00	108.00	56.54	North	House No: 383	House No: 381	9.00 M KIADB Road	Plot No: 391
71	383	9.00	12.00	108.00	56.54	North	House No: 384	House No: 382	9.00 M KIADB Road	Plot No: 390
72	384	9.00	12.00	108.00	56.54	North	House No: 385	House No: 383	9.00 M KIADB Road	Plot No: 389
73	385	9.00	12.00	108.00	56.54	North	Plot No: 386	House No: 384	9.00 M KIADB Road	Plot No: 388
74	700	9.00	12.00	108.00	56.54	North	House No: 701	Plot No: 699	9.00 M KIADB Road	Plot No: 733
75	701	9.00	12.00	108.00	56.54	North	House No: 702	House No: 700	9.00 M KIADB Road	Plot No: 732
76	702	9.00	12.00	108.00	56.54	North	House No: 703	House No: 701	9.00 M KIADB Road	Plot No: 731
77	703	9.00	12.00	108.00	56.54	North	House No: 704	House No: 702	9.00 M KIADB Road	Plot No: 730
78	704	9.00	12.00	108.00	56.54	North	Plot No: 705	House No: 703	9.00 M KIADB Road	Plot No: 729
79	707	9.00	12.00	108.00	56.54	North	House No: 708	Plot No: 706	9.00 M KIADB Road	Plot No: 726
80	708	9.00	12.00	108.00	56.54	North	House No: 709	House No: 707	9.00 M KIADB Road	Plot No: 725
81	709	9.00	12.00	108.00	56.54	North	House No: 710	House No: 708	9.00 M KIADB Road	Plot No: 724

Sl No	Plot No./Site No.	Plot /Site Size (in m)		Plot /Site Size (in Sqm)	Built Up area (in Sqm)	Facing of Plot	Schedule Boundary			
82	710	9.00	12.00	108.00	56.54	North	House No: 711	House No: 709	9.00 M KIADB Road	Plot No: 723
83	711	9.00	12.00	108.00	56.54	North	House No: 712	House No: 710	9.00 M KIADB Road	Plot No: 722
84	712	9.00	12.00	108.00	56.54	North	House No: 713	House No: 711	9.00 M KIADB Road	Plot No: 721
85	713	9.00	12.00	108.00	56.54	North	House No: 714	House No: 712	9.00 M KIADB Road	Plot No: 720
86	714	9.00	12.00	108.00	56.54	North	House No: 715	House No: 713	9.00 M KIADB Road	Plot No: 719
87	715	9.00	12.00	108.00	56.54	North	Plot No: 716	House No: 714	9.00 M KIADB Road	Plot No: 718
88	648	9.00	12.00	108.00	56.54	North	House No: 649	Plot No: 647	9.00 M KIADB Road	Plot No: 667
89	649	9.00	12.00	108.00	56.54	North	House No: 650	House No: 648	9.00 M KIADB Road	Plot No: 666
90	650	9.00	12.00	108.00	56.54	North	House No: 651	House No: 649	9.00 M KIADB Road	Plot No: 665
91	651	9.00	12.00	108.00	56.54	North	House No: 652	House No: 650	9.00 M KIADB Road	Plot No: 664
92	652	9.00	12.00	108.00	56.54	North	House No: 653	House No: 651	9.00 M KIADB Road	Plot No: 663
93	653	9.00	12.00	108.00	56.54	North	House No: 654	House No: 652	9.00 M KIADB Road	Plot No: 662
94	654	9.00	12.00	108.00	56.54	North	House No: 655	House No: 653	9.00 M KIADB Road	Plot No: 661
95	655	9.00	12.00	108.00	56.54	North	House No: 656	House No: 654	9.00 M KIADB Road	Plot No: 660
96	656	9.00	12.00	108.00	56.54	North	Plot No: 657	House No: 655	9.00 M KIADB Road	Plot No: 659
97	531	9.00	12.00	108.00	56.54	North	House No: 532	Plot No: 530	9.00 M KIADB Road	Plot No: 550
98	532	9.00	12.00	108.00	56.54	North	House No: 533	House No: 531	9.00 M KIADB Road	Plot No: 549

SI No	Plot No./Site No	Plot /Site Size (in m)		Plot /Site Size (in Sqm)	Built Up area (in Sqm)	Facing of Plot	Schedule Boundary			
99	533	9.00	12.00	108.00	56.54	North	House No: 534	House No: 532	9.00 M KIADB Road	Plot No: 548
100	534	9.00	12.00	108.00	56.54	North	House No: 535	House No: 533	9.00 M KIADB Road	Plot No: 547
101	535	9.00	12.00	108.00	56.54	North	House No: 536	House No: 534	9.00 M KIADB Road	Plot No: 546
102	536	9.00	12.00	108.00	56.54	North	House No: 537	House No: 535	9.00 M KIADB Road	Plot No: 545
103	537	9.00	12.00	108.00	56.54	North	House No: 538	House No: 536	9.00 M KIADB Road	Plot No: 544
104	538	9.00	12.00	108.00	56.54	North	House No: 539	House No: 537	9.00 M KIADB Road	Plot No: 543
105	539	9.00	12.00	108.00	56.54	North	Plot No: 540	House No: 538	9.00 M KIADB Road	Plot No: 542